

Specifications

REFRACTIVE POWER MEASUREMENT

Spherical refractive power (S)	-30.00 D to +25.00 D (at VD = 12.0 mm)
Cylindrical power (C)	0.00 D to ±12.50 D (at VD = 12.0 mm)
Astigmatic axis (A)	0° to 180°

KERATOMETRY MEASUREMENT

Corneal curvature radius	5.00 mm to 13.00 mm
Corneal astigmatic axis	0° to 180°

INTRAOCULAR PRESSURE MEASUREMENT

Measurement range	1 mmHg to 60 mmHg (1 hPa to 80 hPa)
-------------------	--

PACHYMETRY MEASUREMENT

Measurement range	300 µm to 800 µm
-------------------	------------------

TOPOGRAPHY MEASUREMENT

Corneal curvature radius	5.50 mm to 10.00 mm
Corneal astigmatic axis	0° to 180°

AUXILIARY FUNCTION

Interpupillary distance	Measurement range: 20 mm to 85 mm
Corneal diameter and pupil diameter	Measurement range: 1.00 mm to 14.00 mm

Dry Eye observation	Blinking analysis, Tear meniscus height, Hyperaemia, Meibomian glands
---------------------	--

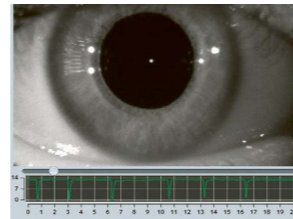
DATA MANAGEMENT

Internal database	Integrated SD card
Printer	Integrated thermal printer
Data output type	3 × USB 2.0, 1 × LAN, 1 × SD card slot, 1 × WLAN
Export format	CSV, XML, JPG, PDF

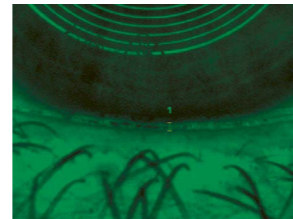
DIMENSIONS & ELECTRIC REQUIREMENTS

Dimensions WDH	312 × 491 × 450 mm
Weight	Approx. 23 kg
Voltage	100 VAC to 240 VAC
Frequency	50/60 Hz
Power consumption	110 VA

Dry Eye observation software
The combination of 4 examinations gives a detailed impression of the patients' ocular surface. Observe the blinking frequency, tear meniscus height, Hyperemia and Meibomian glands by using only one medical device.



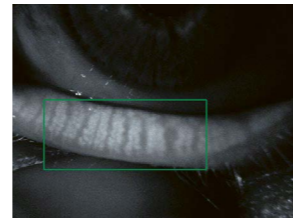
Blinking frequency



Tear meniscus height



Hyperemia

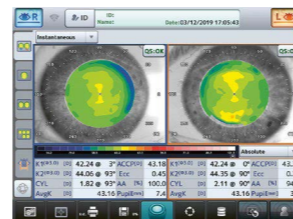


Meibomian glands

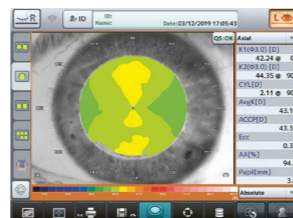
Topography analysis software



Dual map axial



Dual map instantaneous




Single map



Fourier analysis

RODENSTOCK Instruments



The all-new

ALINO[®]

MULTIFUNCTION UNIT

Making analysis fashionable

RODENSTOCK

The all-new ALINO[®] Tune up your business

Experience 6 analyses in 1 device

Are you ready for something that suits your business perfectly? Let's have a look at how powerful ALINO[®] can be.



“The ALINO makes my daily work run much smoother! More benefit for my consumers & less effort for me!”

What's your benefit?

Be competitive and provide added value compared to online stores and competitors.



6 in 1 combination
Impress your customers with this ALL-IN-ONE device



Time saving
Auto alignment and auto measurement



Less space
Optimise your space utilisation



Generate regular additional sales and retain customers for the long-term



More efficient
Higher customer circulation = increased frequency of customers



Cost reduction
The combination of all product features reduces your investment while providing added value



Generate an unexpected customer journey! Thanks to the high amount of examinations and analyses, you gain a better informative value for the client. This leads to increased consulting competence and stronger customer loyalty. It also creates trust and your customers will be more satisfied.



ALINO[®] simplifies your workflow.

6 in 1 solution

01 Refraction

Having a good starting value for subjective refraction is essential. The QUICK REF MODE supports this even for uncooperative patients.

02 Keratometry

KAI (Kerato-asymmetry index) & KRI (Kerato-regularity index) give the first hint of possible irregularities on the cornea. This supports evaluation of the best vision correction or best-fitting contact lens.

03 Tonometry

The very gentle air puff created by a new generation of air-flow technology means that patients more readily accept the need for regular check-ups of the IOP measurement.

06 Dry Eye

Observe the customers' eye health and evaluate the long-term tolerability of contact lenses.

05 Topography

Various topographic maps support you in carrying out vision screenings, contact lens fittings and in patient education.

04 Pachymetry

Correcting the IOP by measuring the central corneal thickness is essential in interpreting the intraocular pressure.



Take advantage of the combination of tests:

Additional services
Tonometry + Pachymetry

Contact lens fitting and tolerance control
Keratometry + Topography + Dry Eye

Eye healthcare
Topography + Tonometry + Pachymetry + Dry Eye

