

RODENSTOCK Instruments



Making analysis
fashionable

RSL 2100/
RSL 2600/digital
Slit Lamps

R RODENSTOCK

The RSL 2100/ RSL 2600/digital: Tune up your business



“ The RSL 2600digital with its excellent configuration is a powerful tool that makes my work easier. From the cornea to the retina – the eye examination is done straightforward.

What are your benefits?



Ideal value for your money
High-performance – affordable for everyone



Expertise
Offer precise patient education thanks to image and video analysis (an upgrade kit is available for RSL 2100)



Excellent quality
Crystal-clear HD optical system with resolution up to 200 lp/mm (2,700 N lp/mm)



Fully equipped
Including built-in yellow filter



Easy to operate
Due to the user-friendly construction and software



Connectivity
Ready for connection to PRO 500 and PRO 1000/EVO

A smart selection
to suit your needs.

The RSL 2600

HS-type



Illumination system

- Long-life economical LED lamp
 - High illumination intensity
 - Natural colour temperature
 - Inclinal (RSL 2600 only)
- Optimal observation and analysis of cornea and retina



HD optical system with 5-step magnification

- Resolution up to 200 lp/mm (2,700 N lp/mm)
 - Magnification 6x, 10x, 16x, 25x, 40x
- View every detail of the various structures



All-encompassing filter range magnification

- Including built-in yellow filter
- Red-free, neutral density, Cobalt blue, heat-absorbing filter
- Diffuser

The RSL 2100

Z-type



Digital imaging system

Complete solution



The RSL 2600digital

Upgrade with the digital imaging system



The RSL 2100

The digital imaging system includes:

- Digital camera system
- Beam-splitter
- USB cable
- Background illumination module (RSL 2600digital only)
- Infrared illumination for Meibomian glands observation (RSL 2600digital only)
- Eyeview software
- Compatible with Windows OS
- HDMI output for external monitor

Features

Performance

- Wide dynamic range
- Meibomian glands examination
- Auto exposure
- Auto gain
- Auto white balance
- Auto OD/OS indicator

Software

Convenient patient management

- Edit, record, search for information
- Manage, import, export data

Functional analysis of images and videos

- Change brightness and contrast
- Zoom function

Compare several images at once

- Follow-up examination
- Lens fitting assistance for fluorescein images

Customisation based on individual needs

- Auto-exposure values
- Print report

Optional equipment



TAT-8B Applanation Tonometer

- Gold standard in IOP measurement
- Best reproducibility and accuracy
- Reliable and durable

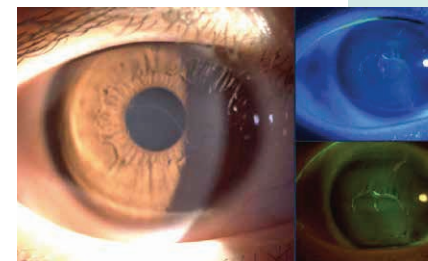
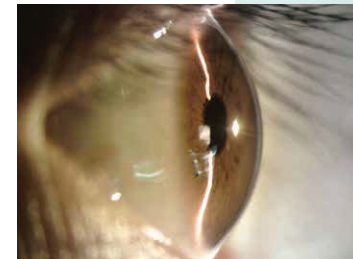

Metal Plate Table Kit

- For fast and easy table mounting
- Perfect fit



Measuring eyepiece

- With a reticle inside
- Convenient measurement of pathologies
- For more accurate diagnosis



Specifications

	RSL 2100/RSL 2100 + DIGITAL UPGRADE KIT	RSL 2600/RSL 2600DIGITAL
OPTICAL SYSTEM		
Type	Galilean converging binoculars 10°	Galilean converging binoculars 10°
Magnification	5-step rotating drum change 6×, 10 ×, 16 ×, 25 ×, 40 ×	5-step rotating drum change 6×, 10 ×, 16 ×, 25 ×, 40 ×
Eyepiece	12.5×	12.5×
Field of view	36.2, 22.3, 14, 8.9, 5.7 mm	36.2, 22.3, 14, 8.9, 5.7 mm
Interpupillary distance	52 to 80 mm	52 to 80 mm
Dioptre adjustment	-8 D to +8 D	-8 D to +8 D
SLIT PROJECTION AND BASE		
Slit width	0-14 mm continuously variable	0-14 mm continuously variable
Slit length	1-14 mm continuously variable	1-14 mm continuously variable
Aperture diameters	0.2, 3.5, 8, 14 mm	0.2, 1, 2, 3, 5, 10, 14 mm
Filters	Yellow, red-free, neutral density, blue, IR heat-absorbing filter, diffuser	Yellow, red-free, neutral density, blue, IR heat-absorbing filter, diffuser
Slit angle	0° to 180°	0° to 180°
Slit inclination	n.a.	5°, 10°, 15°, 20°
Base travel	30 mm Z-axis, 115 mm X-axis, 110 mm Y-axis	30 mm Z-axis, 115 mm X-axis, 110 mm Y-axis
Chin rest vertical movement	80 mm	80 mm
Horizontal fine adjustment	12 mm	12 mm
Fixation lamp	Red LED	Red LED
Light source	White LED	White LED
Luminance	≥150 klx	≥150 klx
DIMENSIONS AND WEIGHT		
Dimensions WDH	330 × 390-460 × 460 mm	330 × 390-460 × 650 mm
Weight	16 kg	17 kg
POWER SUPPLY		
Power supply input	100 – 240 V, 50/60 Hz	100 – 240 V, 50/60 Hz
Power supply output	12 – 15 V DC	12 – 15 V DC

	RSL 2100 + DIGITAL UPGRADE KIT RSL 2600DIGITAL
CAMERA SYSTEM	
Resolution	5 MP/2592 × 1944
Connectivity	USB 3.0
Photo format	JPEG
Video format	MP4 H.264
Chip size	1/1.8"
Frame rate	25 fps